



AVALON

Glazed Porcelain

 **Emser Tile®**

Avalon Noce 12"x12"
Avalon Noce Floor SBN 3"x12"
Avalon Listello Mare 3"x12"
Avalon Corner Mare 3"x3"






With glazed metal edges and subtle tone variations, Avalon creates a striking and original visual effect. This fashionable series is available in four distinct colors, from rich dark hues to warm neutral tones. Avalon is further enhanced by a dramatic metal border and corner. Made of glazed porcelain, Avalon is well suited to residential as well as light commercial environments.



Deserto 18"x18"



Deserto 12"x12"



Noce 18"x18"



Noce 12"x12"




Tramonto 18"x18"



Tramonto 12"x12"



Foresta 18"x18"



Foresta 12"x12"

DECORS

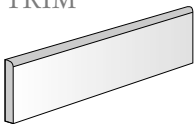


Floor Listello Mare 3"x12"



Floor Listello
Corner/Dot Mare 3"x3"



TRIM





Floor SBN 3"x12"

Alabama	Birmingham	(205) 945-1500
Arizona	Glendale Phoenix Scottsdale Tucson	(602) 866-8453 (602) 263-8453 (480) 443-8453 (520) 623-7727
Arkansas	Little Rock	(501) 771-9111
California	Anaheim Bakersfield Chatsworth Corona Fairfield Fresno Los Angeles Modesto Sacramento Salinas San Diego San Jose San Leandro San Marcos Temecula	(714) 778-5777 (661) 837-4400 (818) 718-2933 (951) 372-8453 (707) 435-8453 (559) 291-8453 (323) 650-2010 (209) 527-8453 (916) 361-1900 (831) 757-8453 (858) 455-6390 (408) 954-8453 (510) 635-3800 (760) 510-8333 (951) 296-3671
Colorado	Aurora (Denver) Colorado Springs	(303) 975-9400 (719) 264-8453
Georgia	Atlanta	(770) 840-9980
Idaho	Boise	(208) 375-2020
Kansas	Lenexa (Kansas City) Wichita	(913) 894-4888 (316) 943-1441
Kentucky	Louisville	(502) 962-7255
Louisiana	New Orleans	(504) 818-2050
Missouri	Kansas City	(913) 894-4888
Nevada	Las Vegas Reno	(702) 795-8453 (775) 786-1222
New Mexico	Albuquerque	(505) 821-2110
Oklahoma	Oklahoma City Tulsa	(405) 848-2292 (918) 663-8453
Oregon	Eugene Portland	(541) 434-8453 (503) 234-8453
Tennessee	Memphis Nashville	(901) 797-9300 (615) 297-9299
Texas	Austin Dallas El Paso Fort Worth Houston Houston (Southwest) San Antonio	(512) 835-2888 (972) 241-7400 (915) 633-9988 (817) 834-5200 (713) 686-8404 (281) 564-9494 (210) 402-3013
Utah	Salt Lake City	(801) 474-9400
Washington	Seattle Spokane	(425) 291-9449 (509) 535-8453

AVAILABLE SIZES

 <p>18"x18" Field tile (Nominal 17.72"x17.72") (Nominal 45x45 cm) 3/8" Thick</p>	 <p>12"x12" Field tile (Nominal 11.81"x11.81") (Nominal 30x30 cm) 3/8" Thick</p>
--	--

DECORS

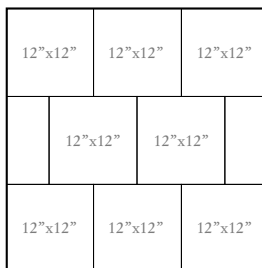
 <p>3"x12" Floor Listello (Nominal 2.83"x11.81") (Nominal 7.2x30 cm) 3/8" Thick</p>	 <p>3"x3" Floor Listello Corner/ Dot (Nominal 2.83"x2.83") (Nominal 7.2x7.2 cm) 3/8" Thick</p>
---	--

TRIM

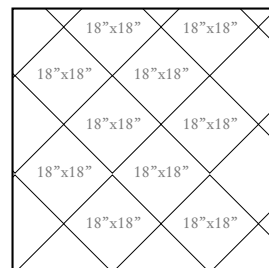
 <p>3"x12" Floor SBN</p>
--

GROUT JOINT RECOMMENDATION: 3/16"

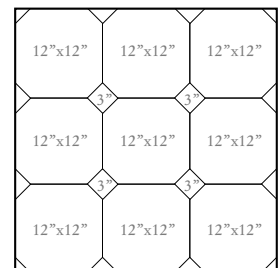
SUGGESTED PATTERNS



Brickwork Square



Diamond



Modified Hexagon with Dot

COLOR SHADE VARIATION










Variations in color, shade, and texture are inherent in ceramic tile. Several pieces should be examined collectively prior to installation.

APPLICATIONS

Appropriate for interior walls and floors and exterior walls and floors in freezing and non-freezing temperatures. Porcelain tile floors, like other types of smooth floors, can become slippery when wet. Take extra care when selecting a floor product that will be exposed to conditions such as liquids, grease, or oil. Always follow proper installation methods.

TECHNICAL SPECIFICATIONS

TEST NAME	ASTM TEST	TEST RESULT
 Abrasion Resistance	ASTM C-1027	V
 Breaking Strength	ASTM C-648	329 lbs.
 Chemical Resistance	ASTM C-650	Resistant
 Coefficient of Friction	ASTM C-1028	Dry neolite 0.72 Wet neolite 0.68
 Frost Resistance	ASTM C-1026	Resistant
 Scratch Hardness	MOHS SCALE	8
 Water Absorption	ASTM C-373	≤ 0.5 %

Please visit our website at www.emser.com to view the wide selection of Emser Tile products.

AVALON

